

Northwestern Ontario Sports Hall of Fame Sports Heritage Education Program

Lesson Ideas for Grades 1-2

Language Arts

Lesson: Sports Questionnaire: Have the students complete a sports questionnaire. This activity can also be used to help the students construct a paragraph.

Included: Sports Questionnaire and “My Sports Paragraph” templates.

Lesson: “I Nominate...”: Students will choose a sports figure they wish to nominate into the Sports Hall of Fame. (This is an in-class activity only).

Included: “I Nominate...” templates.

Mathematics

Lesson: Design a sports trophy: Students will design their own sports trophy with geometric shapes.

Included: Geometric shapes template, example of a sports trophy, and “My Sports Trophy” template.

Lesson: Favourite Sports: Have students survey their classmates’ to find out their favourite sports and plot the data onto the graph.

Included: Survey templates and graphs.

Physical Education

Lesson: Olympic Torch Relay: Create your own Olympic Torch Relay in the school gymnasium or school yard. Make an Olympic torch for the relay (See art lesson).

Included: A map and a list of cities participating in the Olympic Torch Relay route.

Lesson: Create your own Sport: Have the students as a class or in small groups develop their own new sport.

Art

Lesson: “Make your own Olympic Torch”: Make an Olympic Torch for the upcoming Winter Olympics. This art lesson can be used in the Physical Education lesson (Olympic Torch Relay).

Included: Poster of the Vancouver 2010 Olympic Torch.

Grade 1-2 Language Arts Lesson

Sports Questionnaire and “My Sports Paragraph”

Learning Expectations:

- Listen in order to understand and respond appropriately in a variety of situations for a variety of purposes.
- Draft and revise their writing, using a variety of informational, literary, and graphic forms and stylistic elements appropriate for the purpose and audience.

Included:

- Sports Questionnaire template.
- “My Sports Paragraph” templates.

Lesson:

- Create a list of all the students’ favourite sports and athletes. This list will help the students spell specific words correctly and reflect on the various sports and athletes they enjoy playing or watching.

Activity:

- When the list of the students’ favourite sports and athletes is complete, the students will fill in the sports questionnaire. The answers from the questionnaire can also be used to help the students construct a paragraph.



Name: _____

Sports Questionnaire

From the list of sports and athletes your class has made, complete the following questionnaire:

Name the sport you most enjoy watching.

Name the sport you most enjoy playing.

Who is your favourite athlete and why?

Name a sport you have never tried before but would like to try some day.





Name: _____

My Sports Paragraph

Handwriting practice lines consisting of ten sets of three horizontal lines each: a solid top line, a dashed middle line, and a solid bottom line.





Name: _____

My Sports Paragraph



Grade 1-2 Language Arts Lesson

“I Nominate...”

Learning Expectations:

- Describe significant people and places in their lives (e.g. sports figures; community centre) and the roles associated with them.
- Explain how the various cultures of individuals and groups contribute to the local community.
- Identify ways in which heritage and traditions are passed on.

Included:

- “I Nominate...” templates.

Lesson:

- Explain to the students the process of inducting an Athlete, Builder, or Team:
A ceremony or formal act by which a person(s) is initiated, for example into office or a Hall of Fame.
- Every year, Athletes, Builders, and Teams are inducted into the Sports Hall of Fame at the Annual Induction Ceremony which celebrates their accomplishments in sports. Their names are then engraved onto a gold plaque and put on display at the Sports Hall of Fame.

Activity:

- Have the students pick their favourite sports figure that they wish to nominate into the Sports Hall of Fame.

Please do not send this activity to the Sports Hall of Fame.

This is an in-class activity only.



Name: _____

“I Nominate...”

If you could nominate anyone into the Northwestern Ontario Sports Hall of Fame, who would it be and why?

I would like to nominate _____ into the Northwestern Ontario Sports Hall of Fame because _____



Name: _____

“I Nominate...”

If you could nominate anyone into the Northwestern Ontario Sports Hall of Fame, who would it be and why?

I would like to nominate _____ into the Northwestern Ontario Sports Hall of Fame because _____

Grade 1-2 Math Lesson

Design a Sports Trophy

Learning Expectations:

- Identify and describe common two-dimensional shapes.
- Compose patterns, pictures, and designs, using common two-dimensional shapes.

Included:

- Geometric Shapes template.
- Example of a sports trophy.
- “My Sports Trophy” template.

Lesson:

- Review with the students some of the main geometric shapes.

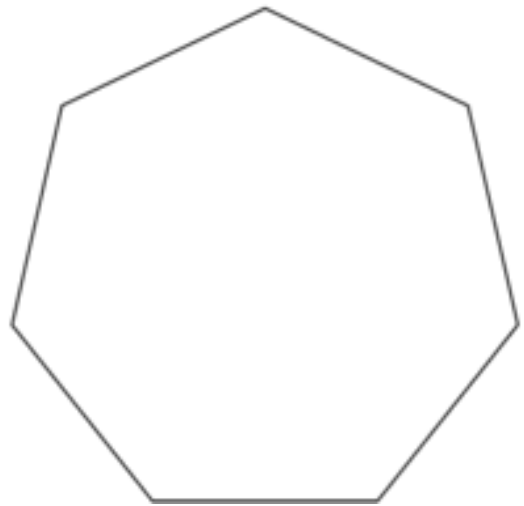

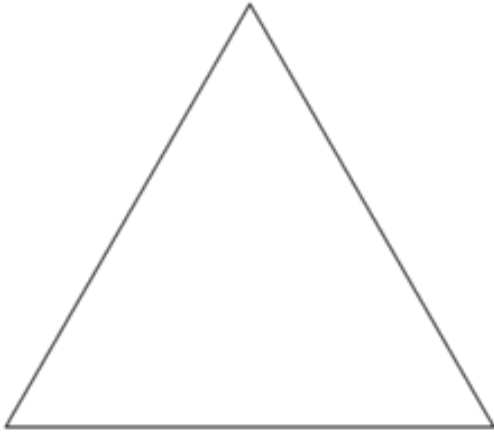
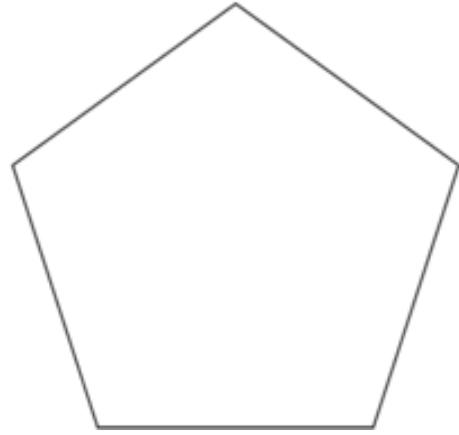

Activity:

- Photocopy the Geometric Shapes template and have the students design a sports trophy.



My Sports Trophy

Name: _____



EXAMPLE OF SPORTS TROPHY



Grade 1-2 Math Lesson Plan

Favourite Sports

Learning Expectations:

- Collect and organize primary data that is categorical.
- Pose and answer questions about collected data.

Included:

- Survey templates
- Graph templates

Lesson:

- Review with the students the main features of a survey sheet and graph.
- Go over with the students the sports that are indicated on the survey sheet(s).

Activity:

- Have students conduct a survey about their classmates' favourite sports and plot their data (tally) onto a graph.


Please pick one or both of the survey sheet(s) and graph(s) that will be more applicable for your class.

This lesson can be either modified or adjusted depending on grade level

My Classmates' Favourite Sports

Sports	Tally
Hockey	
Soccer	
Baseball	
Basketball	
Other	

My Classmates' Favourite Sports



My Classmates' Favourite Sports

Sports	Tally
Hockey	
Soccer	
Baseball	
Basketball	
Football	
Swimming	
Other	

My Classmates' Favourite Sports

20							
19							
18							
17							
16							
15							
14							
13							
12							
11							
10							
9							
8							
7							
6							
5							
4							
3							
2							
1							

Grade 1-2 Physical Education Lesson

Olympic Torch Relay

Learning Expectations:

- Display readiness to participate in the instructional program.
- In class or in small groups, discuss activities related to physical activity (e.g. goal setting through a theme-related activity such as a walk-run to the Olympics).

Included:

- A map and list of cities in the Olympic Torch Relay.

Materials:

- Plastic Pylons.
- Create signs with the cities participating in the Olympic Torch Relay (if desired).
- "Make an Olympic Torch"- See Art Lesson.

Lesson:

- Explain to the students that the Olympic Torch Relay will be starting on October 30, 2009 in Victoria, BC. The torch will be passed by torchbearers throughout Canada until it reaches Vancouver, BC on February 12, 2010.
- The Vancouver 2010 Olympic Torch will be arriving in northwestern Ontario on January 3, 2010.

Activity:

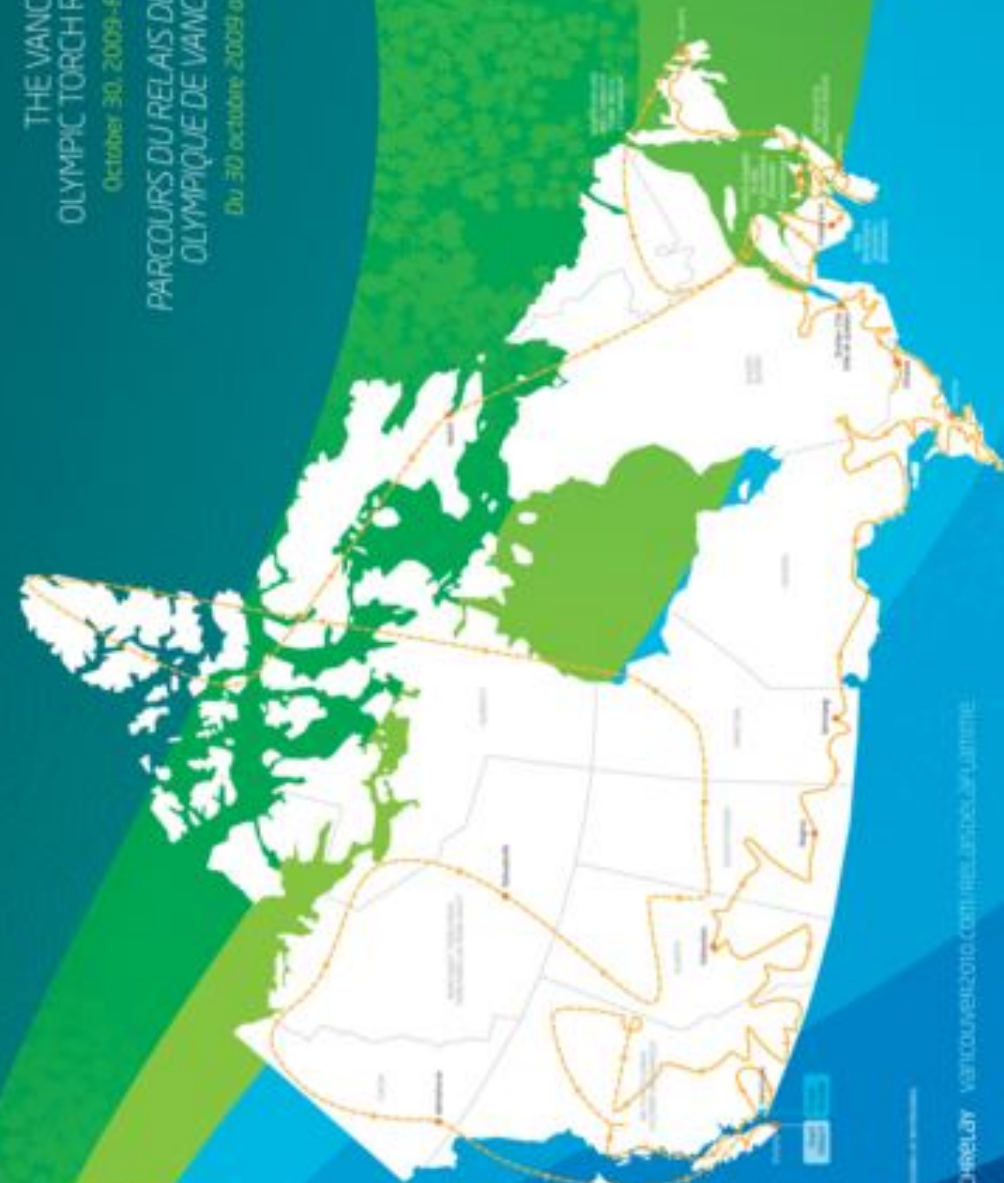
- Set up pylons around the gymnasium or school yard in order to make up a relay route for the students to walk or run.
- Take one plastic pylon, flip it upside down, and use it as an Olympic torch or make an Olympic torch (see art lesson).
- Have the students pretend to pass the Olympic torch to each of the cones which represent the different Canadian cities in the torch relay. Repeat the relay until each child has had a turn passing the torch.

THE VANCOUVER 2010
 OLYMPIC TORCH RELAY ROUTE
 October 30, 2009 - February 12, 2010

PARCOURS DU RELAIS DE LA FLAMME
 OLYMPIQUE DE VANCOUVER 2010
 Du 30 octobre 2009 au 12 février 2010



Canada



- 1,000 km
- 500 km
- 250 km
- 100 km
- 50 km
- 25 km
- 10 km
- 5 km
- 2 km
- 1 km
- 0.5 km
- 0.2 km
- 0.1 km

vancouver2010.com/torchrelay vancouver2010.com/relaisdelafamme

Grade 1-2 Physical Education Lesson

Create your own Sport

Learning Expectations:

- Participate on a regular basis in physical activities that maintain or improve physical fitness.

Activity:

- As a class or in small groups, have students develop a new sport using equipment already used in other sports (e.g. Balls, Bats, or Frisbees).
- Students must make up the rules and regulations for the sport.
- Have students introduce their sports to their classmates.

Grade 1-2 Art Lesson Plan

“Make your own Olympic Torch”

Learning Expectation:

- Create two-dimensional and three-dimensional works of art that express feelings and ideas inspired by personal experiences.

Included:

- Poster of the Vancouver 2010 Olympic Torch.

Activity:

- With a piece of 11 inch x 14 inch construction paper (any colour), wrap the paper until you make it into a cone shape.
- Write CANADA along the torch vertically (if desired).



- With red, yellow, and orange tissue paper, glue or tape the tissue paper into the inside of the construction paper (torch) to make it look like a flame. Cut the tissue paper to give it more of a flame effect.
- Decorate the torch (if desired).



Vancouver 2010 Olympic Torch

